

IQAC, BISHOP MOORE COLLEGE

FEEDBACK ANALYSIS REPORT 2020-21

Feedback from Students

Methodology Adopted in Collection:

| | |
|----------------------------------|---------------------------------|
| Mode of Feedback Collection | : Online Mode using Google Form |
| Target Group | : Outgoing UG and PG Students |
| Start Date of Collection | : 15 July 2021 |
| Feedback analysis date | : 23 August 2021 |
| No. of Responses Received | : 338 |
| Total No. of Outgoing students | :449 |
| Percentage of Students responded | : 73 |

Nature of Questionnaire:

The sample questionnaire is attached as Annexure I. The students were asked to mark their opinion on a 5-point scale. Feedback was collected on Curriculum, Infrastructure, Individual teachers and Effectiveness of Online Teaching. Suggestions on curriculum was asked for. Any other general suggestions were also sought.

Methodology Used in Analysis:

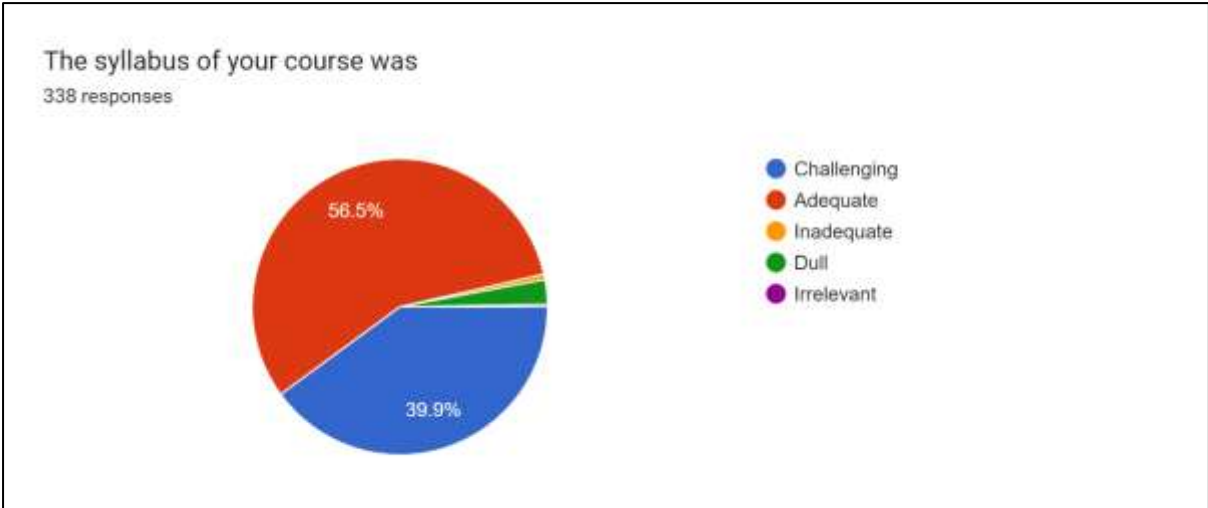
Likert scoring methodology was adopted. For each question on the questionnaire, the total number of responses for each sentiment level was found and respective weighted score was calculated. The totals received were divided by the total number of respondents:

Observations and Analysis:

I. TEACHING LEARNING PROCESS

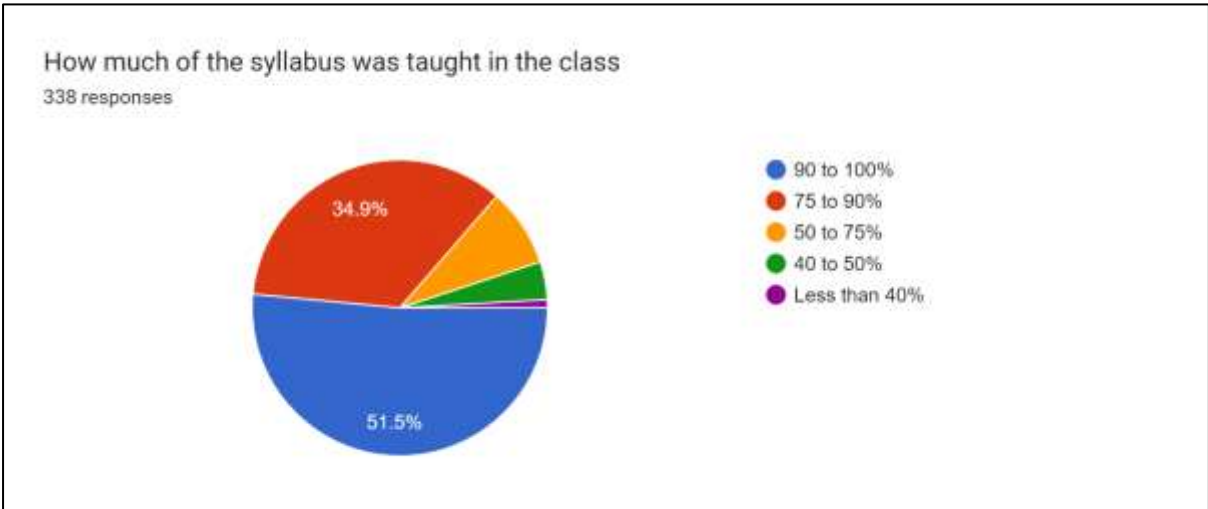
1. The Adequateness of the curriculum:

The students were asked to mark their opinion regarding whether the curriculum was challenging, adequate, dull, inadequate, or irrelevant. 39.9% of the students were of the opinion that the syllabus was challenging and 56.5% of the students mentioned that the syllabus was adequate. All together 96% of students had the opinion that the curriculum is adequate or more than that.



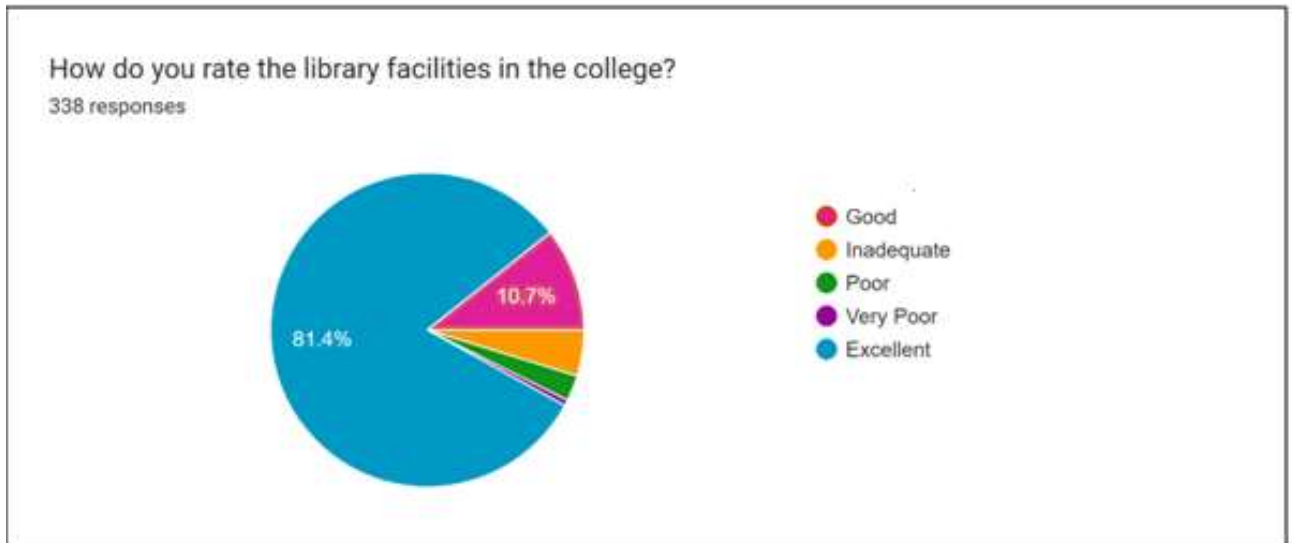
2. Completion of Syllabus

The analysis of completion of syllabus showed that 51% of the students said that 91-100% of syllabus was completed and 86% of students mentioned that above 75% of syllabus was completed during their course of study. Only 14% of students marked that less than 75% of portions were completed.



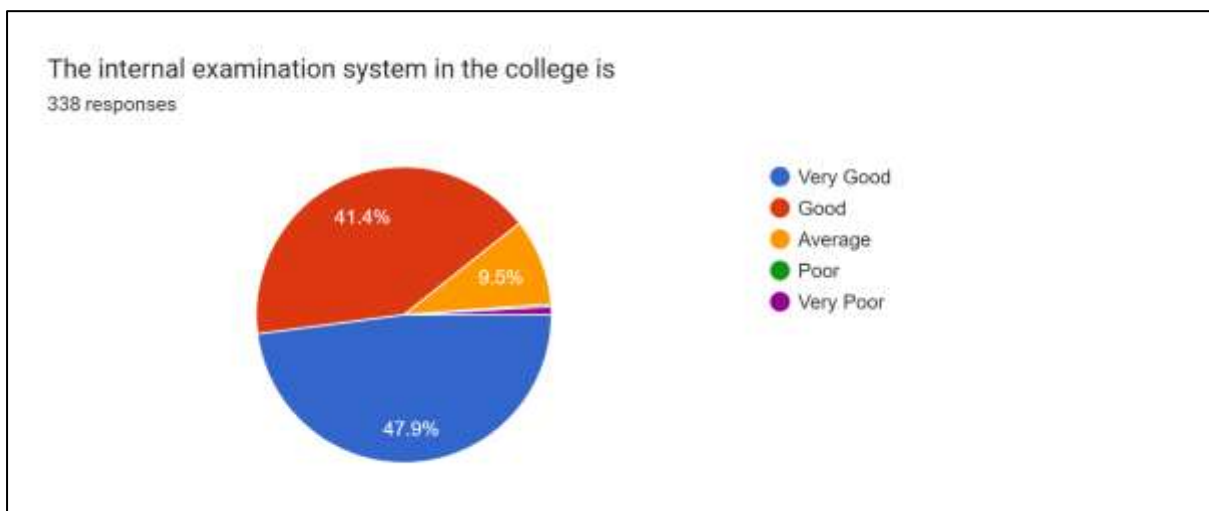
3. Library Facilities

An analysis of the library facilities was made and 81.4 % of the students opinioned that the Library was Very Good. Only less than 8 % were mentioned Poor or very poor.



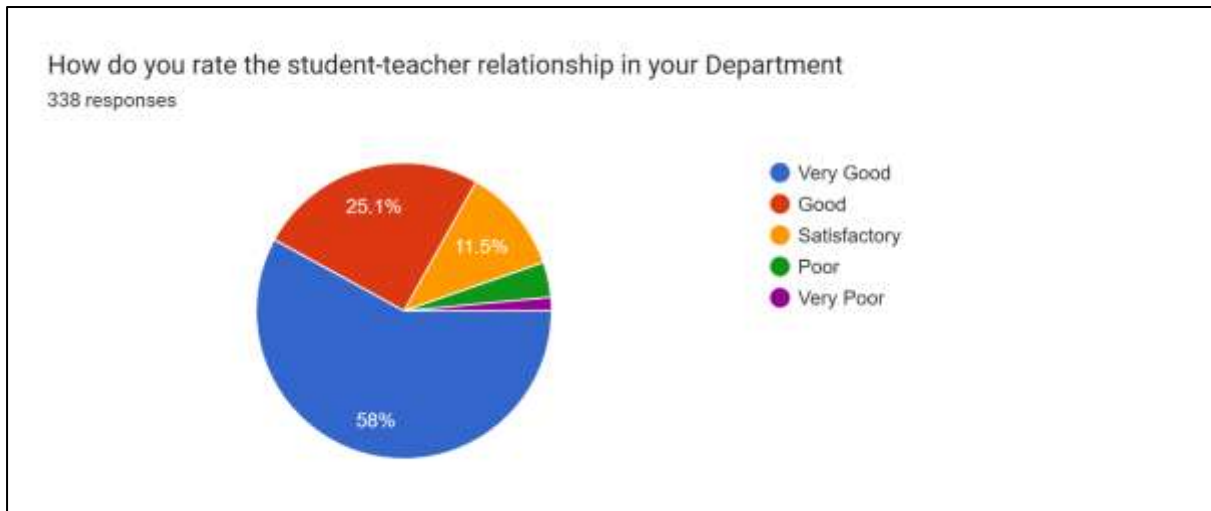
4. Internal Examination System

An analysis of the Internal Examination system was made and 81.4 % of the students opinioned that the Library was Very Good. Only less than 8 % were mentioned Poor or very poor. 98.8 % of the students were satisfied with conduct of Internal Examination.



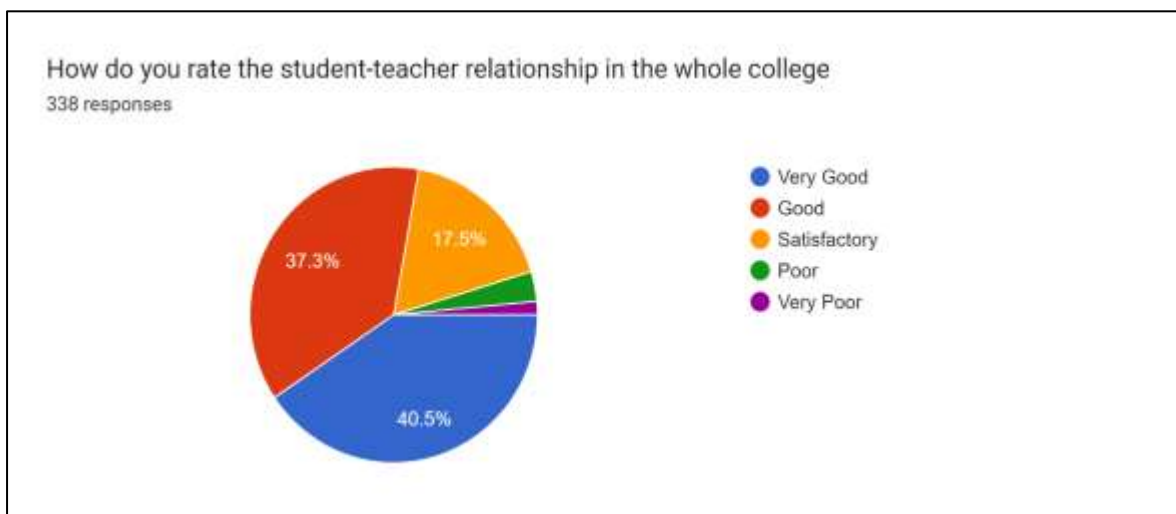
5. Student-Teacher Relationship in the Department

The response of student teacher relationship was healthy at department level. 94.6% of the students expressed that the teachers in departments kept good relationship with them.



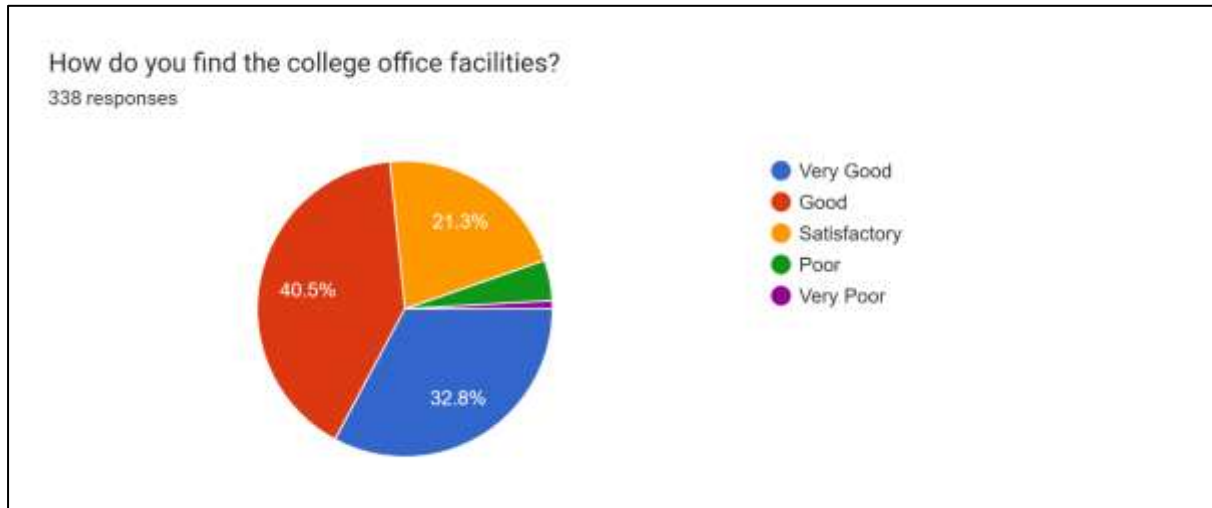
6. Student-Teacher Relationship in the whole college

The response of student teacher relationship was good at College level. 77.8% of the students mentioned that the teachers kept good or Very Good relationship with students.



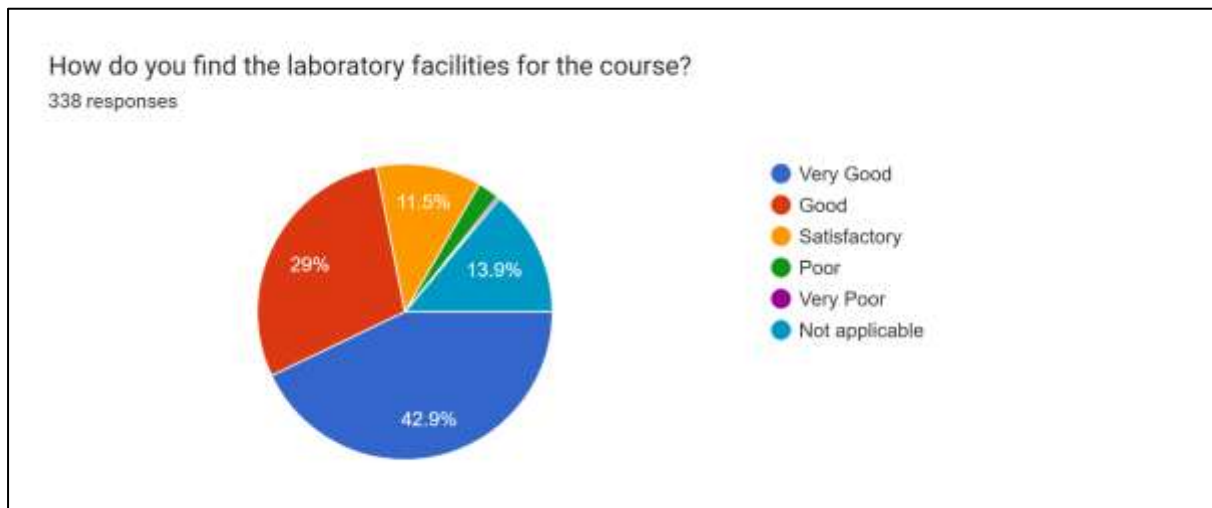
7. College Office Facilities

The response of office facilities was analyzed. 94.6% of the students said that office facilities were more than satisfied for their requirements.



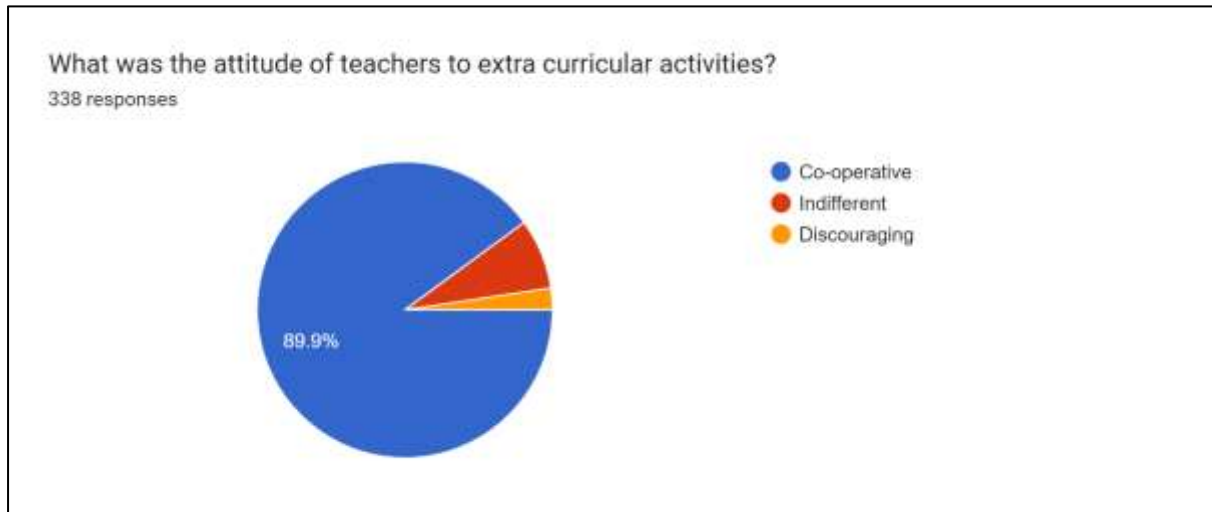
8. Laboratory Facilities

The response of various facilities of the college was analyzed. 71.9 % of the students said that Laboratory facilities were good or very good and 12 % were satisfied. Only 2.5% mentioned dissatisfaction.



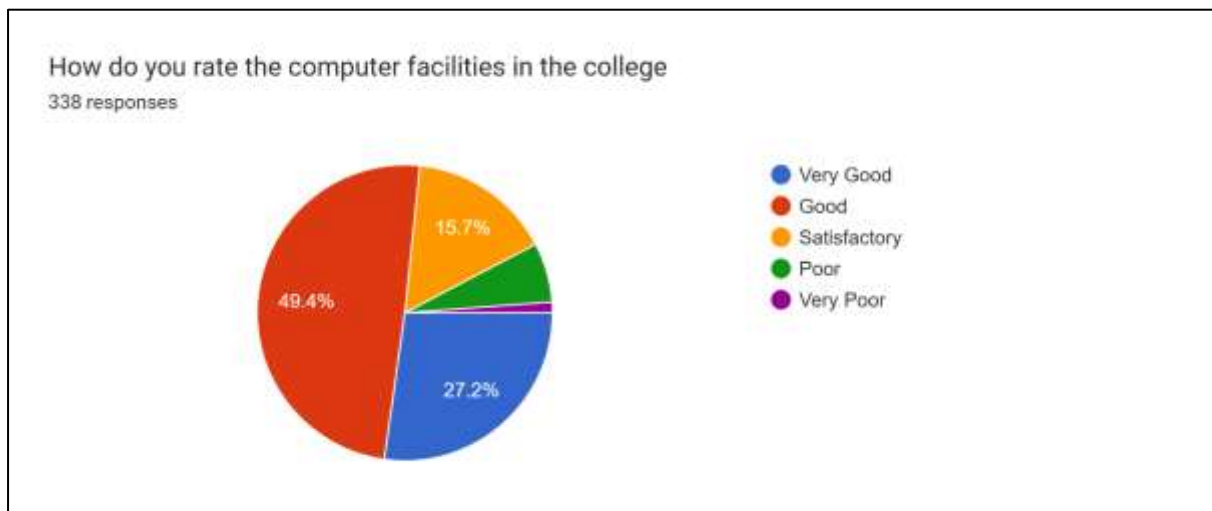
9. Attitude of teachers to extra-curricular activities

The Attitude of teachers promoting extra-curricular activities was analyzed. 89.9% of the students said teachers were supporting extra-curricular activities.



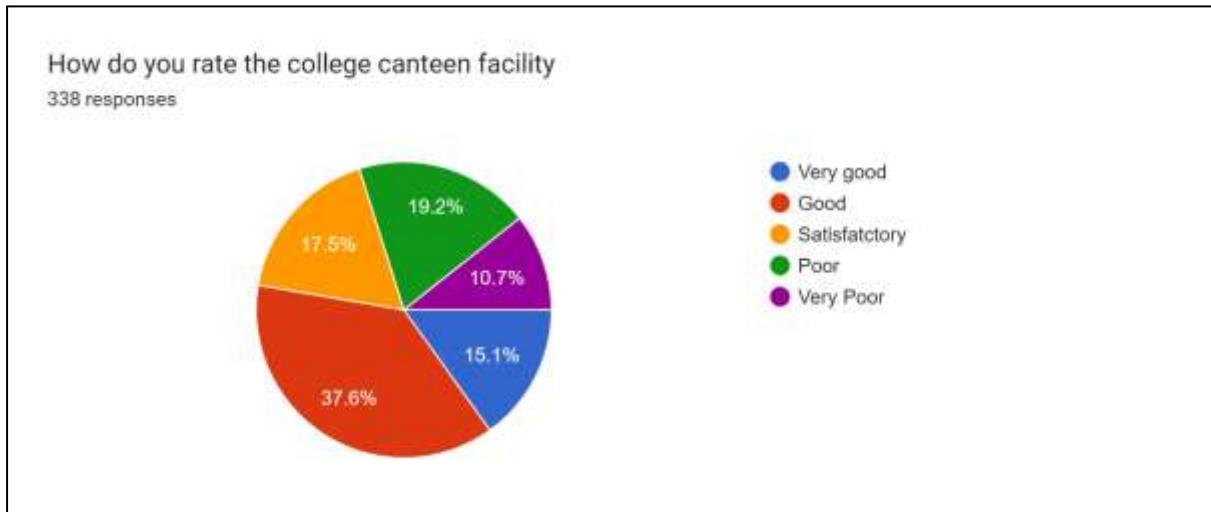
10. Computer Facilities

The computer facilities were analyzed. 92.3% of the students mentioned that computer facilities are sufficient or better for meeting education requirements.



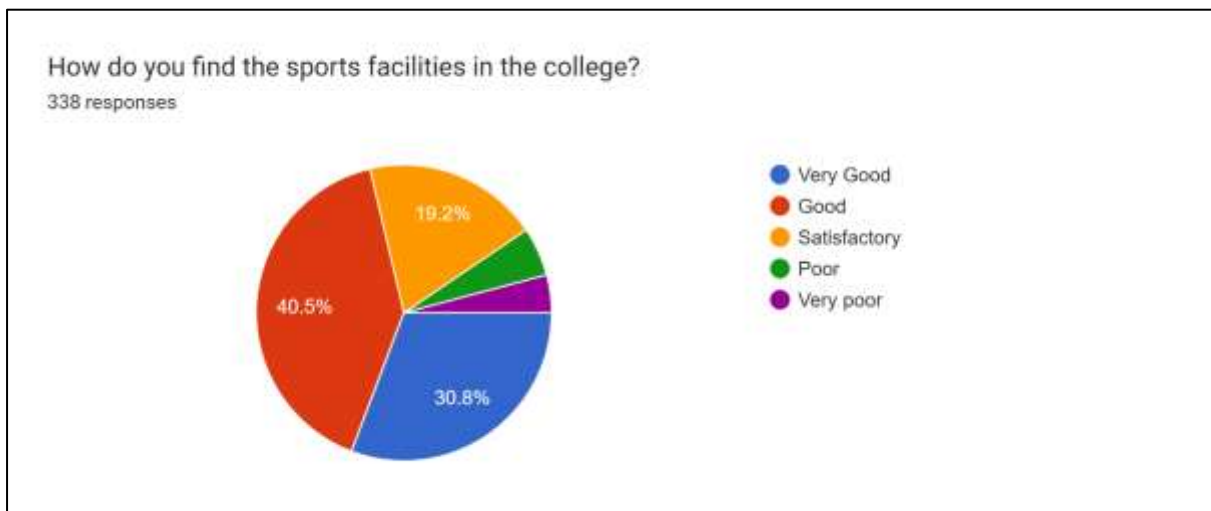
11. College Canteen

The college canteen facilities were analyzed. 25.6% of the students said than canteen needs improvement. 74.4% expressed satisfaction of the provided canteen facilities.



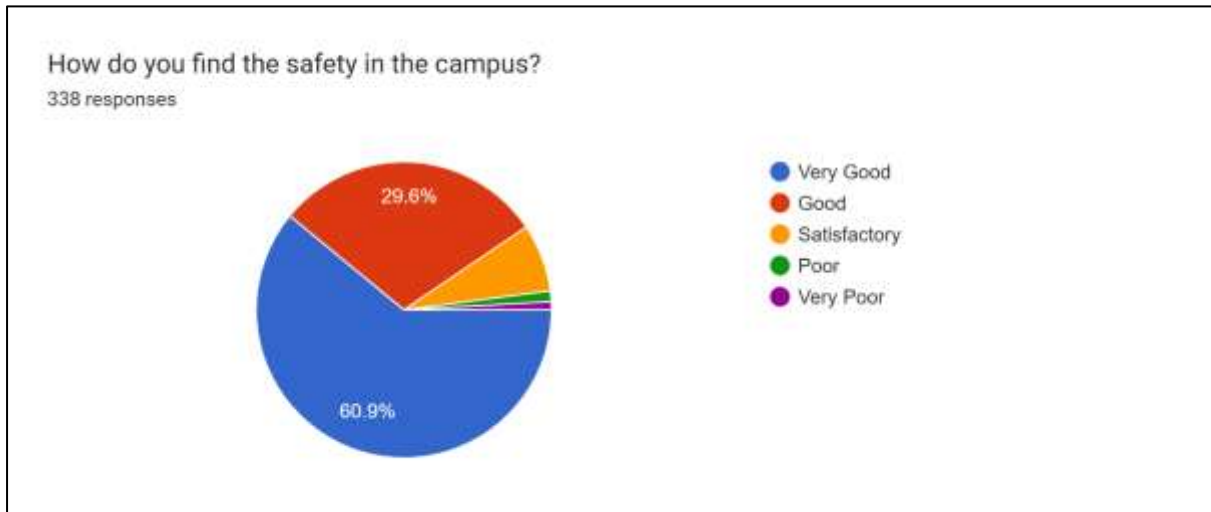
12. Sports Facilities

The sports facilities offered by college were analyzed. Only less than 10 % of the students were .dissatisfied and the others were satisfied.



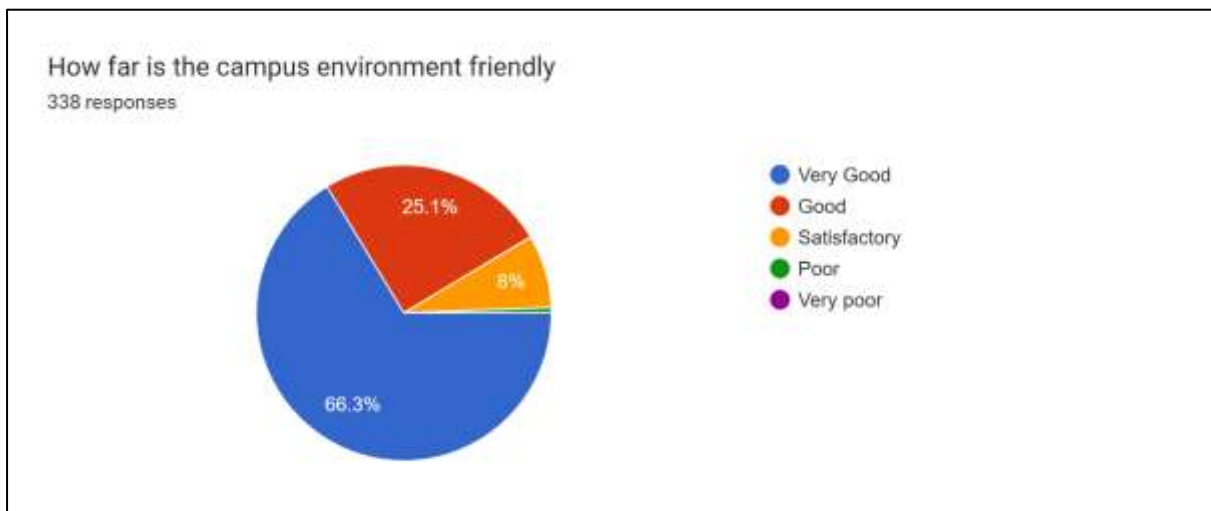
13. Safety in the Campus

The Safety for students was analyzed. 90.5 % of students mentioned that safety measures taken by college were good or very good.



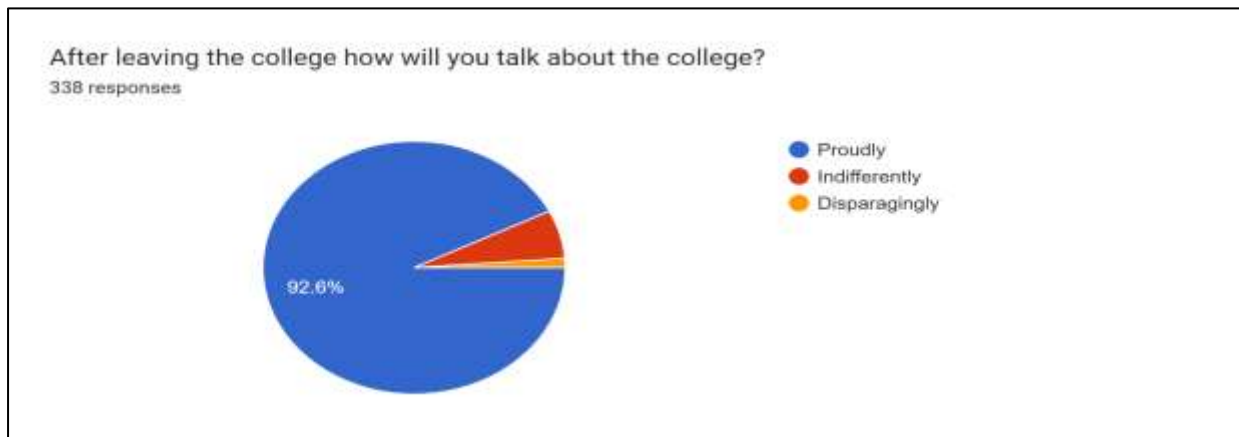
14. Environment Friendliness of Campus

The Environment Friendliness of Campus was analyzed. Majority (99.4%) of the students expressed their satisfaction for Eco-friendly campus.



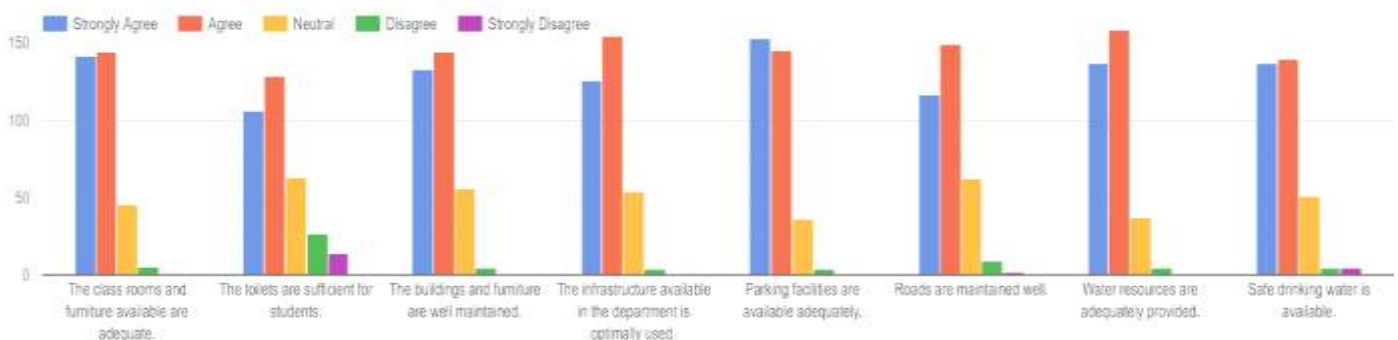
15. How will you talk about the college?

The take away of students was analyzed and only 7.8% were indifferent about the college others were proud to be a part of Bishop Moore family.



INFRASTRUCTURE

INFRASTRUCTURE



Class Rooms and furniture

Most of the students are pleased with the facilities of the class rooms and furniture provided at the college.

Toilets are sufficient

Majority of the students are agreeing that toilet provided at the college meets the requirements. A small minority points out the need for improvement.

Buildings and furniture are maintained

Majority of the students are agreeing that Maintenance of college properties is satisfactory.

Infrastructure available at the department are optimally used

A Large Number of the students are satisfied with infrastructure provided by departments at the college.

Parking Facilities are adequate

Most of the students are satisfied with Parking Facilities provided by the college

Roads are maintained well

Majority of the students are agreeing that roads are maintained well. A small group points out the need for some more maintenance.

Water resources are adequately provided

A Large Number of the students are satisfied with water resources available at the college.

Safe drinking water is available

Majority of the students are satisfied with safe drinking water provided available at the college. A few students were founded disagreeing to the same.

Observations and Analysis:

| Sl No. | Criterion Assessed | 5 | 4 | 3 | 2 | 1 | 5 point Likert Score | Grade Assigned * |
|--------|---------------------------------|-----|-----|----|----|----|----------------------|------------------|
| 1 | Adequateness of Curriculum | 129 | 184 | 10 | 2 | 0 | 4.35 | A |
| 2 | Completion of Syllabus | 166 | 115 | 31 | 13 | 3 | 4.35 | A |
| 3 | Library Facilities | 263 | 36 | 14 | 8 | 3 | 4.68 | A+ |
| 4 | Internal Examination System | 156 | 133 | 32 | 2 | 2 | 4.35 | A |
| 5 | Student Teacher Relationship | 133 | 119 | 58 | 12 | 3 | 4.13 | A |
| 6 | College Office facilities | 132 | 106 | 70 | 13 | 4 | 4.07 | A |
| 7 | Lab Facilities | 166 | 107 | 41 | 7 | 3 | 4.31 | A |
| 8 | Ladies Hostel | 115 | 112 | 75 | 18 | 5 | 3.97 | B+ |
| 9 | Extracurricular Activities | 291 | 26 | 8 | 0 | 0 | 4.87 | A+ |
| 10 | Computer Facilities | 88 | 159 | 59 | 16 | 3 | 3.96 | B+ |
| 11 | Canteen | 47 | 123 | 57 | 63 | 35 | 3.26 | B |
| 12 | Sports Facilities | 100 | 130 | 63 | 16 | 16 | 3.87 | B+ |
| 13 | Safety in Campus | 196 | 98 | 24 | 3 | 3 | 4.48 | A+ |
| 14 | Environment Friendly | 212 | 84 | 27 | 2 | 0 | 4.56 | A+ |
| 15 | Will Talk about college proudly | 300 | 23 | 2 | 0 | 0 | 4.92 | A+ |

*4.5 to 5 : A+ (Excellent); 4. to 4.49 (Very Good) : A; 3.5 to 3.99: B+ (Good, But can be improved) , 3 to 3.49 : B (Need Urgent Improvement)

Important Findings:

1. Feedback on Curriculum: 96.3% of the students commented that the syllabus is adequate of which marked the syllabus to be challenging. Only 3.7% commented that the syllabus is inadequate or dull
2. Library Facilities: 80.9% commented that the library facilities are excellent. Only 8% commented that the library facilities are inadequate.
3. Internal Examination System: 100% students mentioned that the internal examination system is adequate.
4. The environment friendliness and safety in campus are marked exemplary.
5. The overall attitude of the students towards the college is highly positive.
6. Canteen Facilities need urgent upgradation
7. Sports and Ladies Hostel Facilities also require improvement.

Feedback from Alumni

No. of Responses Received : 173

THE QUESTIONNAIRE:

This form is prepared by the Internal Quality Assurance Cell of Bishop Moore College, Mavelikara. Your valuable opinions and suggestions are solicited for further improvement of the college system. Against each statement a five-point scale is given as below:

Strongly Agree

Agree

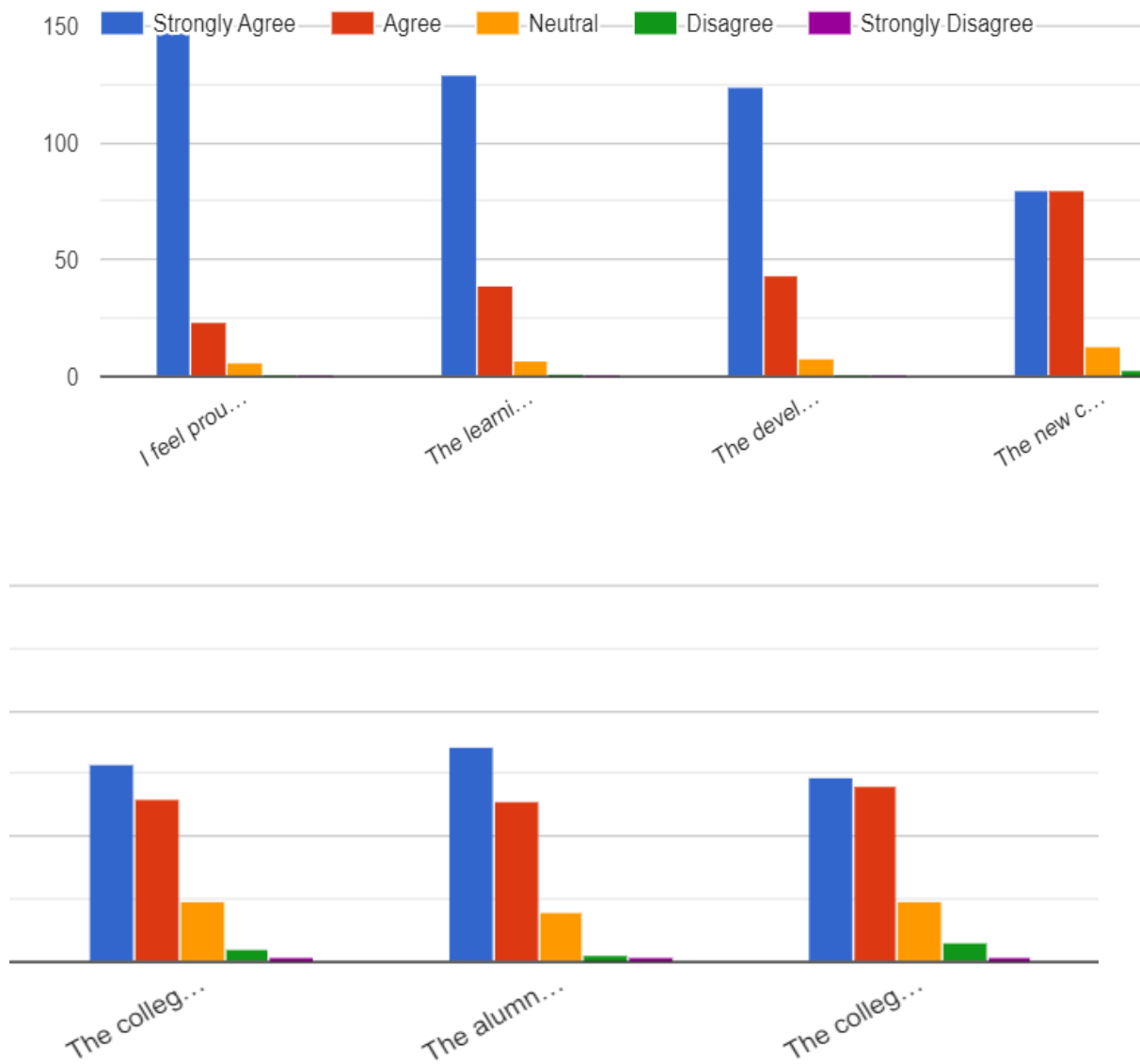
Neutral

Disagree

Strongly Disagree

1. I feel proud to be an alumnus of Bishop Moore College
2. The learning I had in the college is useful in my career
3. The development of the college in the recent years are appreciative
4. The new courses introduced meet contemporary requirements
5. The college is involving alumni in its activities
6. The alumni have a role to play in academically and financially strengthening the college
7. The college is actively communicating its activities to the alumni through social media

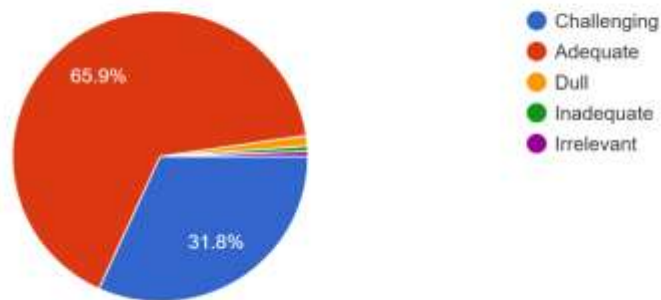
OBSERVATIONS AND ANALYSIS



The responses received from Alumni were consistent with the responses from students. 97.7% commented that the syllabus is adequate. 72.7% marked that the learning they had was useful for their career. 84.9% strongly agreed that they are proud to be an alumnus of the college. The alumni suggested that the activities of the college has to be communicated to the alumni through social media to a larger extent.

How do you rate the curriculum you studied?

173 responses



The Alumni of the institution were happy with curriculum provided. Only 2.3% were of the opinion that the curriculum was dull, inadequate or irrelevant.

Feedback from Parents

No. of Responses Received : 47

QUESTIONNAIRE:

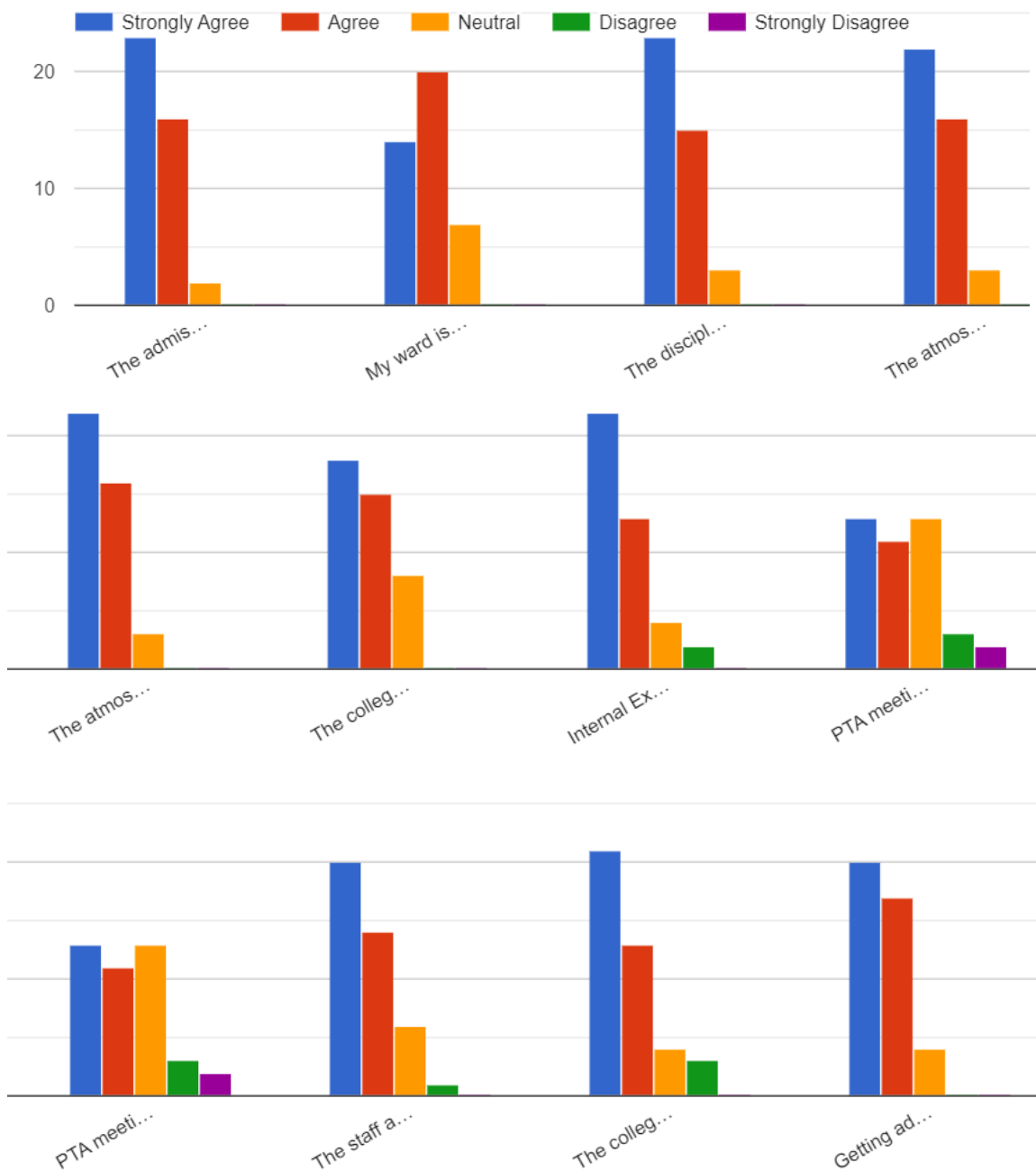
This form is prepared by the Internal Quality Assurance Cell of Bishop Moore College, Mavelikara. Your valuable opinions and suggestions are solicited for further improvement of the college system. Against each statement a five-point scale is given as below:

Strongly Agree
Agree
Neutral
Disagree
Strongly Disagree

1. The admission process in the college is fair and accurate
2. My ward is improving his knowledge base through interaction with teachers and visiting teachers in the college
3. The discipline in the campus is good
4. The atmosphere in the college is conducive for learning
5. The college website is updated regularly
6. Internal Examination system is good

7. PTA meeting is conducted periodically
8. The staff are co-operative
9. The college supports extra-curricular activities
10. Getting admission in the college for my ward is a matter of pride for me

OBSERVATIONS AND ANALYSIS



Out of the responses received 80.6% commented that the curriculum is adequate.

Actions to be taken

1. The existing canteen is demolished for the construction of the new library complex. A new canteen to be functioned with adequate facilities in the underground floor of the building.
2. A new dining hall is being constructed under the RUSA scheme. The completion of it shall be monitored.
3. Activities of the college to be given more alumni reach through Whatsapp Groups, Instagram etc



DR. JACOB CHANDY
PRINCIPAL